


School Resource

SEA LIFE Aquariums along with SEA LIFE Trust have partnered together to produce a 4-book series to share some of the amazing stories about our turtles and to celebrate and educate the young and old about the importance of protecting this incredible species.

The following classroom resources have been designed to support student learning and understanding of these turtle-y cool book series!

Blair - SEA LIFE Melbourne

Activity 1 - Reading Comprehension



1. What sort of turtle is Blair?

2. Where does Blair like to live?

3. What does Blair like to do?

4. Why is it hard for Blair to find food?

5. What are some of the dangers that Blair has to be careful of in the water?

☐ Plastic ☐ Boats ☐ Rubbish ☐ Fishing nets ☐ Sharks ☐ Whales ☐ People

6. What year did Blair make a trip to Blairgowrie, Melbourne?

☐ 2010 ☐ 2013 ☐ 2015 ☐ 2019

7. Why was Blair so exhausted once she made it to Blairgowrie, Melbourne?

- ☐ She was tired from the long swim down south.
- ☐ She was tired because she had no energy.
- ☐ She was tired because she didn't find enough food along the way.

8. Who helped and rescued Blair?

9. What did SEA LIFE Melbourne Aquarium do to help Blair once they rescued her?

10. How long did Blair live at SEA LIFE Aquarium for?

- ☐ 1 year ☐ 2 years ☐ 4 years ☐ 7 year

11. What did visitors leave in Blair's tank at the aquarium?


- ☐ Treasure ☐ Rubbish ☐ Coins ☐ Rocks

12. How did the money left by the visitors help Blair, so she could be released?

13. What does a satellite tag do?

14. Blair was so healthy after she was released back into the ocean, which two states in Australia did she travel to?

- ☐ New South Wales and Queensland
- ☐ Western Australia and South Australia
- ☐ Tasmania and Northern Territory
- ☐ Western Australia and Tasmania

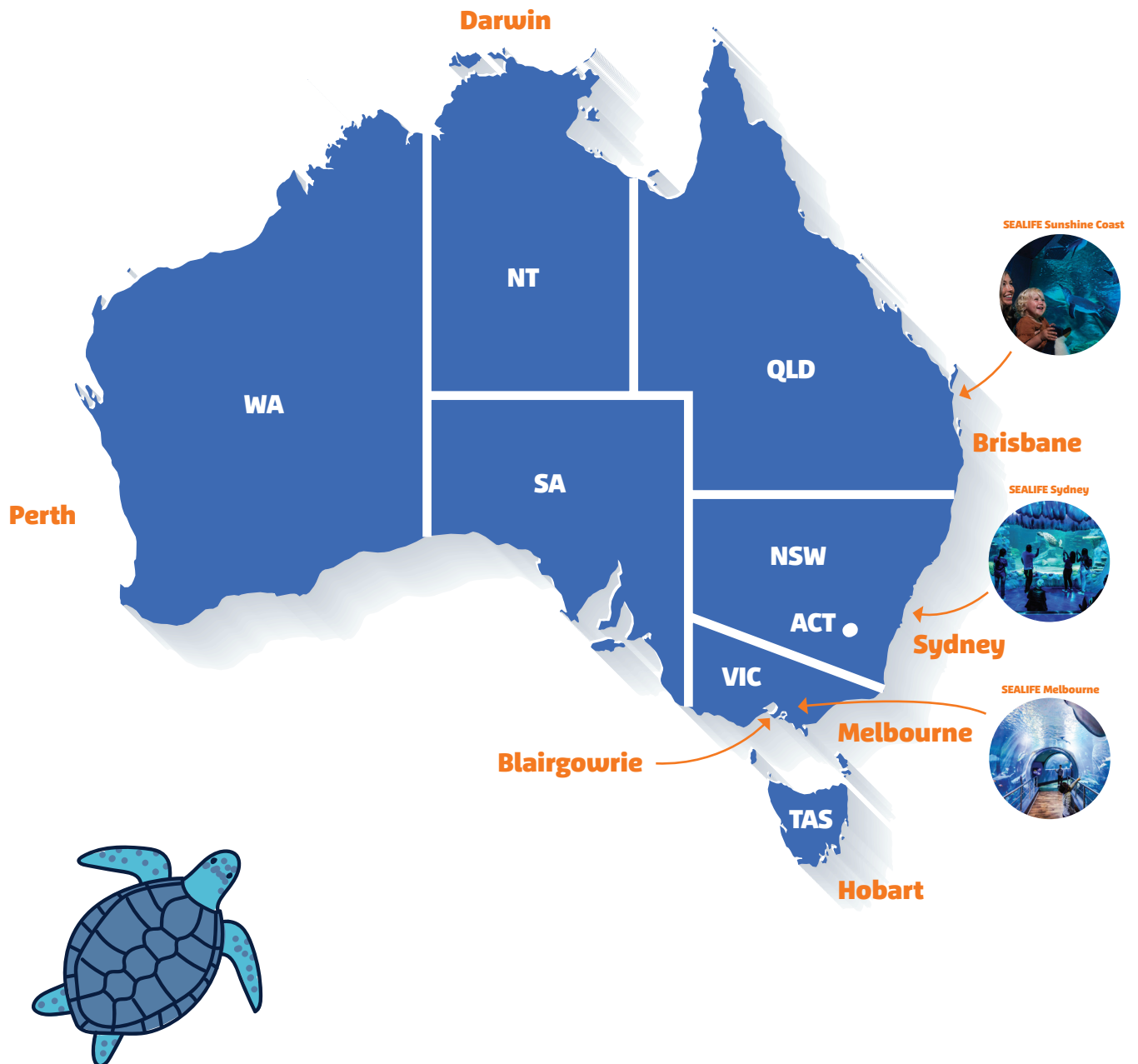


World Turtle Day



Activity 2 - Map it

Place a X next to all the turtle-ly cool places, Blair has travelled to in Australia!





Activity 3 - Going on holidays!

Imagine if you could travel like Blair around Australia, where would you visit?

Blair, has a hard shell on her back, which is like her home and has everything she needs when she travels. What would you need to pack in your suitcase to visit this place in Australia?

Either draw pictures or write words of the items you would pack inside this suitcase!



World Turtle Day

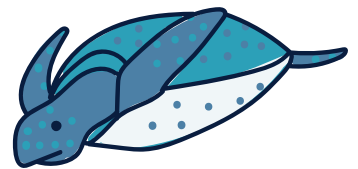


Activity 4 - Postcard Fun!

While Blair has a special satellite tag that lets us know of all her travel adventures, how do you let your family and friends know about your holiday?


One way is to send a postcard in the mail, giving a quick note to loved ones about the adventure you are having!

Write a postcard to your teacher and classmates about the adventure you are having. Don't forget to include some of the things you have seen and draw a picture!



Dear _____

Affix Stamp Here




World Turtle Day

Plugga - SEA LIFE Sydney Aquarium

Activity 1 - Story time!

As a whole class read out together Plugga's incredible story or survival!



Activity 2- Play Time!

Plugga and other Green Sea Turtles just like her rely on people and organisation like SEA LIFE Sydney Aquarium to educate others on what they can do to help protect endangered species just like Plugga! In groups of 4, turn Plugga's story into a finger puppet play that you can perform at your next school assembly to educate the rest of the school about protecting Green Sea Turtles.

You can write a script in the space provided below.

Scene set

- SEA LIFE Keeper Tish
- Visitors
- Dave
- Chong





Characters:

- Plugga
- Dolphin Cove Keepers
- SEA LIFE Keeper Emily
- SEA LIFE Keeper Tish
- Visitors
- Dave
- Chong

Activity 3- Play Prop Making

Create your play finger puppets to help you act out and perform your play. You can either draw and create your own or use our templates to help you.

Simply, colour in an and cut out the characters and props, then glue or stick them onto paddle pop sticks to make them easy to move and use in your show.



Activity 4 - Film It!

Once you have practised your play a few times in your group and everyone knows their lines!

Perform the play in front of the whole class and film it to share with other teachers, students and families!

Iluka - SEA LIFE Sunshine Coast

Activity 1 - Story time!

As a whole class read out together Iluka's incredible story or adventure!

Activity 2 - Fact file!

Scientists and Aquarists have discovered that Iluka is a hybrid turtle, which means he is a cross between two different species of turtle. Using the internet, research facts about Flatback Turtles and Loggerhead Turtles and complete the two animal fact files below.



Name

Scientific Name

Habitat

Can be found here

Likes to eat

Species Status

Animal features/adaptations

Needs to stay away from



Name

Scientific Name

Habitat

Can be found here

Likes to eat

Species Status

Animal features/adaptations

Needs to stay away from

Calvin - SEA LIFE Kelly Tarlton's

Activity 1 - Reading time!

As a whole group, read out loud Calvin's story and discuss how important it was that he was rescued.

Activity 2 - Languages of the world!

Māori's are the traditional owners of the land in New Zealand and have a strong connection with the land and water. They have their own language and many Māori words can be found within this story.

Select 6 Māori words from anywhere in the story, write down the word, the word in English and then using a dictionary find the meaning of the word and write in the table below.

Māori	English	Meaning

Activity 3 - Poster Time!

Calvin and all of his Green Sea Turtle friends, need you to create a poster to educate other people because it is important to help rescue turtles like Calvin!

Complete some research and provide 5 tips for people to follow when they are at the beach or in the water to ensure we protect turtles like Calvin!

