

# Wild Kids

## Habitats Worksheet

FOUNDATION

CURRICULUM LINKS: ACSSU002, ACSHE013, ACSIS014, ACSIS011, ACSIS233

This worksheet is tailored to Foundation/Kindergarten students and is designed to teach them about different animal habitats



### SECTION 1

#### What is a habitat?

Trace over the missing words to finish the meaning of the word "habitat".

**Definition:** A *habitat* is the home of an *animal* or a *plant*. Almost every *place* on Earth from the hottest *desert* to the coldest *ice* pack is a habitat for some kinds of animals and *plants*. Most habitats include a *community* of animals and plants along with water, *oxygen*, soil, sand, and *rocks*.

### SECTION 2

#### That's my home!

Draw a line to match the Australian animals to its correct home.



Koala




Saltwater Crocodile



Loggerhead Turtle



Whistling Duck



Sugar Glider



Wombat




River



Burrow



Swamp/  
Mangroves



Gumtree



Fruit  
Trees



Pond

Draw a picture of what your home looks like in the box below:

I live in \_\_\_\_\_ . I live in a \_\_\_\_\_ .

# Wild Kids

## Habitats Worksheet

FOUNDATION

CURRICULUM LINKS: ACSSU002, ACSHE013, ACSIS014, ACSIS011, ACSIS233



### SECTION 3

#### What is a living thing?

Draw a line to match the term to the correct word meaning.

- A non-living thing** is something that eats, breathes air, grows and has babies.
- Once a living thing** is something that does not eat, breathe air, grow or have babies.
- A living thing** is something that was once apart of a living thing ie: echidna quills.

Use the following checklist to determine if something is living or non-living:

Item	Does it grow?	Does it move?	Does it eat?	Does it have babies?	Does it drink?	Key: 5 ticks = Living 0 ticks = Non-living
 <b>Turtle</b>						Living Non-living
 <b>Butterfly</b>						Living Non-living
 <b>Green Tree Frog</b>						Living Non-living
 <b>Rocks</b>						Living Non-living
 <b>Palm Trees</b>						Living Non-living
 <b>Whistling Ducks</b>						Living Non-living
 <b>Concrete</b>						Living Non-living
 <b>Water</b>						Living Non-living

# Wild Kids

## Habitats Worksheet

FOUNDATION

CURRICULUM LINKS: ACSSU002, ACSHE013, ACSIS014, ACSIS011, ACSIS233

### SECTION 4



#### Where in the world can you find me?

Tasmanian devils are unique Australian animals, but where do they live?

Using the map below, colour in which state in Australia Tasmanian devils are found in the wild.



### SECTION 5

#### Living amongst the Gumtrees.

Koalas are very territorial and don't like to share their Gumtree with any other koalas. They are very protective of their homes.

In the space provided draw a home for this koala to live in.



# Wild Kids

## Habitats Worksheet

FOUNDATION

CURRICULUM LINKS: ACSSU002, ACSHE013, ACSIS014, ACSIS011, ACSIS233



### SECTION 6

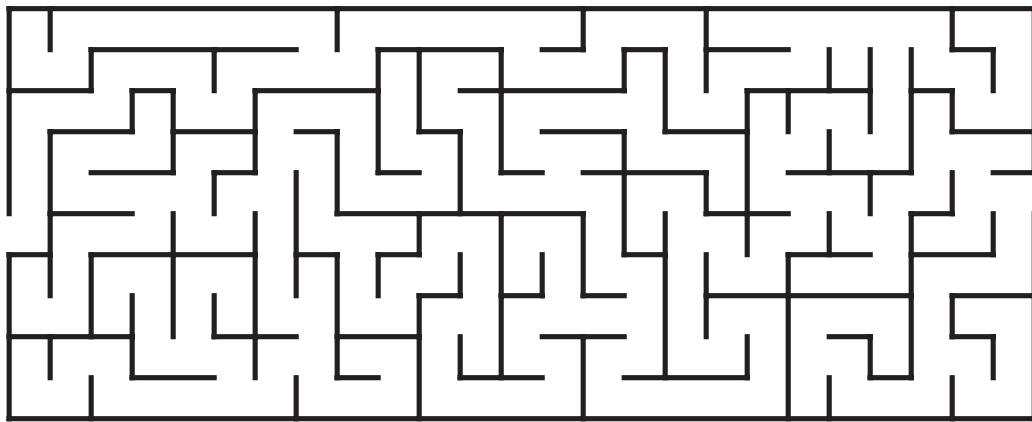
#### A wombat burrow.

Wombats are very great at digging underground and live in homes called burrows. Wombats can have many tunnels which lead to their burrow.

Complete the following maze and help Ringo the wombat find his burrow.



START




FINISH

### SECTION 6

#### Swamp Marshlands

Saltwater crocodiles like to live in the swampy marshlands where the ocean meets freshwater rivers. Colour in the following habitat.



# Wild Kids

## Habitats Worksheet

FOUNDATION

CURRICULUM LINKS: ACSSU002, ACSHE013, ACSIS014, ACSIS011, ACSIS233

### SECTION 8



### Vocabulary List

Look up the meanings of the following words relating to habitats and write them below.

	Meaning
Habitat	
Living	
Koala	
Breathing	
Oxygen	
Tropical Habitat	
Marshland	
Desert	