

Ocean Kids

External Features Worksheet



STAGE 1 YEAR 1

LINKS: ACSSU017 • ACSHE021 • ACSHE022 • ACSIS025 • ACSIS027 • ACSIS213 • ACSSU030

NZ: LIVING WORLD • LEVEL 1 & 2

SECTION 1

Match it!

Draw a line to match the term to the correct definition.

A non-living thing

is something that eats, breathes air, grows and has babies

Once a living thing

is something that does not eat, breathe air, grow or have babies

A living thing


is something that was once apart of a living thing i.e. shark tooth

SECTION 2

My features

Sharks have many features. These are called **adaptations** that help them to survive living in the ocean.

Draw in the missing features of this shark, to help it live in the ocean.



Ocean Kids

External Features Worksheet

STAGE 1 YEAR 1

LINKS: ACSSU017 • ACSHE021 • ACSHE022 • ACSIS025 • ACSIS027 • ACSIS213 • ACSSU030

NZ: LIVING WORLD • LEVEL 1 & 2

SECTION 3

Fishy features

Circle which external features don't belong to fish?

Gills

Scales

Tail

Dorsal fin

Claws

Feathers

Beak

Antennas

Eyes

Webbed feet

Fur

Long tongue

Legs

Arms

Tentacles



SECTION 4

Bird or Mammal?

Animals belong to family groups based on their external features. We know an animal is a bird because it has feathers, a beak, no teeth and lays eggs. Mammals have hair, give birth to live young and feed their own young milk.

Write the name of the animals under their right animal family group.



	Bird	Mammal
Seal		
Dugong		
Whale		
Dolphin		
Penguin		
Ducks		
Swans		

Tip- if you are unsure of what external features each animal has- use the internet to help you research your answers.



Ocean Kids

External Features Worksheet

STAGE 1 YEAR 1


LINKS: ACSSU017 • ACSHE021 • ACSHE022 • ACSIS025 • ACSIS027 • ACSIS213 • ACSSU030

NZ: LIVING WORLD • LEVEL 1 & 2

SECTION 5

Label it!

Visit your local SEA LIFE's YouTube channel and watch some of our amazing animal videos. Select your favourite animal and draw it in the box provided below. Try and label as many external features as you can!



Ocean Kids

External Features Worksheet

STAGE 1 YEAR 1

LINKS: ACSSU017 • ACSHE021 • ACSHE022 • ACSIS025 • ACSIS027 • ACSIS213 • ACSSU030

NZ: LIVING WORLD • LEVEL 1 & 2

SECTION 6

Who am I?

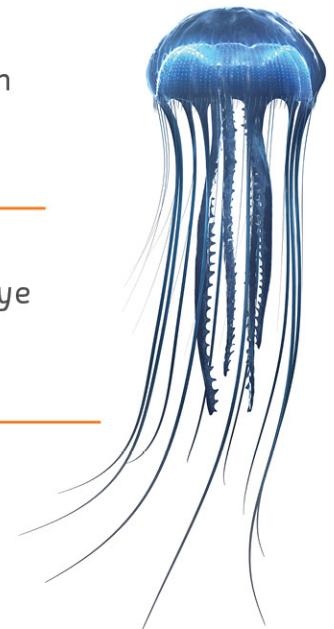


Most people are scared of me. I have no bones in my body. My skeleton is made up of cartilage. I belong to the fish family. I am a _____


I am an ocean animal with five eyes. I have an eye on the end of each arm. I have tough and spiny skin. I like to live in rock pools. I am a _____



I am a mammal. I love to eat sea grass and sometimes known as a cow of the sea. I am a _____



I am black and white in colour. I have feathers. I lay eggs. I live in very cold habitats. I am a _____



Ocean Kids

External Features Worksheet

STAGE 1 YEAR 1

LINKS: ACSSU017 • ACSHE021 • ACSHE022 • ACSIS025 • ACSIS027 • ACSIS213 • ACSSU030

NZ: LIVING WORLD • LEVEL 1 & 2

SECTION 7

Help protect their needs!

Our rubbish often ends up in our oceans and many animals mistake this to be food.

Refer to our Turtle Rescue Poster to find out what happens to turtles when they eat a plastic bag?

Where should our rubbish go? Draw a line to match the rubbish to the right bin.



Chip Packet



Pizza Box



Fish Skeleton



Teddy Bear



Straw



Drink Bottle



Paper



Lunch Box



Aluminium Can



Apple



Toy



Batteries



Plastic Bag



T-Shirt

Ocean Kids

External Features Worksheet

STAGE 1 YEAR 1

LINKS: ACSSU017 • ACSHE021 • ACSHE022 • ACSIS025 • ACSIS027 • ACSIS213 • ACSSU030

NZ: LIVING WORLD • LEVEL 1 & 2

SECTION 8

Vocabulary list

Write down all the new words that you have learned today.

New Words	Dictionary Meanings