

PLACES AND SPACES WORKSHEET







Stage 2 Year 3 & 4

Outcomes: ST2-14BE and ST2-4WS | Curriculum area: Built Environment

Section 3

What are buildings made of?

What makes a building? Look out the window and find the iconic landmarks mentioned in the table below. What do you think these buildings are made of? What building materials can you see have been used?

	Building/Structure	What building materials are used?	How do you think it is joined together?	What do people use this building/structure for?
	Sydney Tower Eye			
	Sydney Harbour Bridge			
	Sydney Opera House			
	St Mary's Cathedral			
	SCG			
	Sydney Airport			

PLACES AND SPACES WORKSHEET

Stage 2 Year 3 & 4

Outcomes: ST2-14BE and ST2-4WS | Curriculum area: Built Environment

Section 4

The weather and Sydney Tower Eye

Read the following passage and use the word bank to help fill in the missing words!

Sydney _____ was an important factor that needed to be considered when the architects and _____ were designing Sydney Tower Eye. The construction team had to make sure they could build a tall structure that was extremely strong during very _____ weather conditions, as well as being able to withstand an _____ if the likely event was ever to happen in Sydney. For example the tower is surrounded by 56 _____ which helps support the turret and the tower from blowing or moving too much in the wind. It also has a _____ rod at the top of the tower for stormy weather. As well as a water _____ on the top of the turret which acts as a stabiliser to support the structure of the tower and also provides an emergency water supply in case of a _____.

Weather

windy

lightning

engineers

earthquake

tank

build

cables

fire

PLACES AND SPACES WORKSHEET

Stage 2 Year 3 & 4

Outcomes: ST2-14BE and ST2-4WS | Curriculum area: Built Environment

Section 5

Draw a sketch of the tower in the space provided below:

PLACES AND SPACES WORKSHEET

Stage 2 Year 3 & 4

Outcomes: ST2-14BE and ST2-4WS | Curriculum area: Built Environment

Section 6

Sydney's Past

Go to the binoculars on the observation deck that are located on the North side.

Look through to see how the built environment has changed in Sydney CBD over the past 100years.

Compare this to what you can see out the window today.

Area	Past	Present
Darling Harbour 1900		
Pymont Bridge 1927		
George Street 1890		
St Mary's Cathedral 1920		
Sydney Opera House 1966		

PLACES AND SPACES WORKSHEET

Stage 2 Year 3 & 4

Outcomes: ST2-14BE and ST2-4WS | Curriculum area: Built Environment

Section 7

The Sydney Tower Eye want to design something new for visitors to experience when they come to visit the observation deck. They are looking for young budding engineers to design and construct the new experience

1. What is your new idea?


.....

.....

.....

.....

2. Draw a picture to show your design of the tower with the new experience.



PLACES AND SPACES WORKSHEET

Stage 2 Year 3 & 4

Outcomes: ST2-14BE and ST2-4WS | Curriculum area: Built Environment

3. What building materials do you need to use to build this?

.....

.....

.....

.....

4. What weather factors do you need to consider?

.....

.....

.....

.....

5. Will this new experience have a positive or negative impact on the local community?

.....

.....

.....

.....